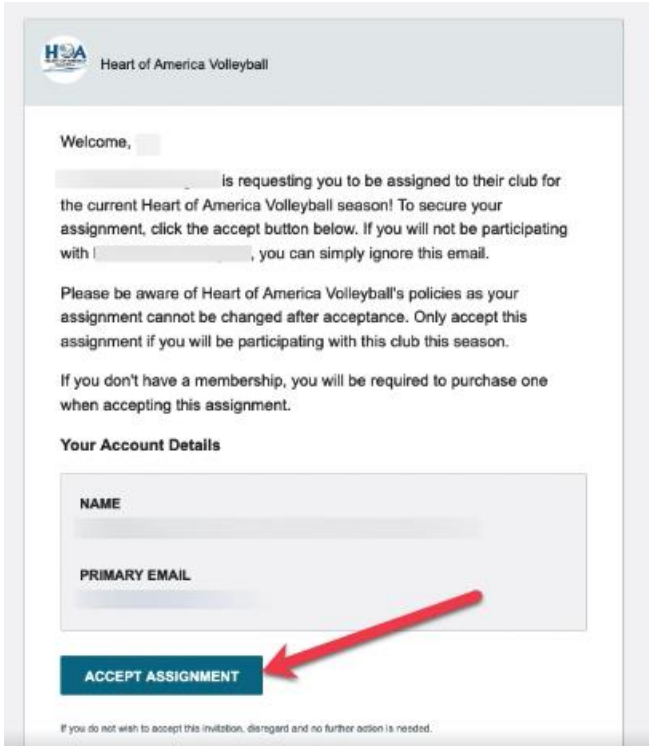


Registering & Accepting your Club Request

Accepting your club request for the 2021-2022 season is what connects you to the club you have agreed to play with. Even if players purchased a summer membership, that membership has now expired, and another one for the fall/winter/spring is required.

Step 1: Click Accept Assignment



The screenshot shows an email interface for Heart of America Volleyball. At the top left is the HSA logo and the text "Heart of America Volleyball". The main body of the email contains the following text:

Welcome, [redacted]

[redacted] is requesting you to be assigned to their club for the current Heart of America Volleyball season! To secure your assignment, click the accept button below. If you will not be participating with [redacted], you can simply ignore this email.

Please be aware of Heart of America Volleyball's policies as your assignment cannot be changed after acceptance. Only accept this assignment if you will be participating with this club this season.

If you don't have a membership, you will be required to purchase one when accepting this assignment.

Your Account Details

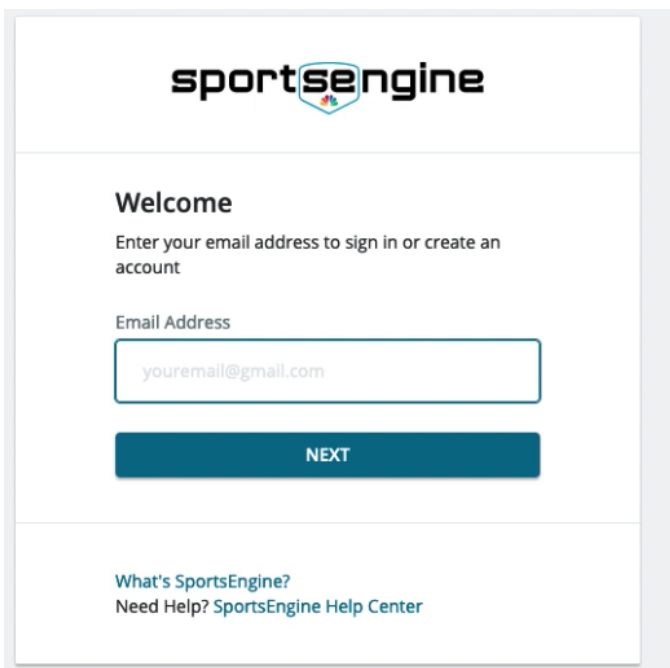
NAME
[redacted]

PRIMARY EMAIL
[redacted]

At the bottom of the form is a blue button labeled "ACCEPT ASSIGNMENT". A red arrow points to this button.

If you do not wish to accept this invitation, disregard and no further action is needed.

Step 2: Sign in to Sports Engine. Since each player has previously purchased a membership either for the summer only, or for last season, each person should have a Sports Engine account. If you are an entirely new player who did not attend tryouts this summer, you can also create an account here.



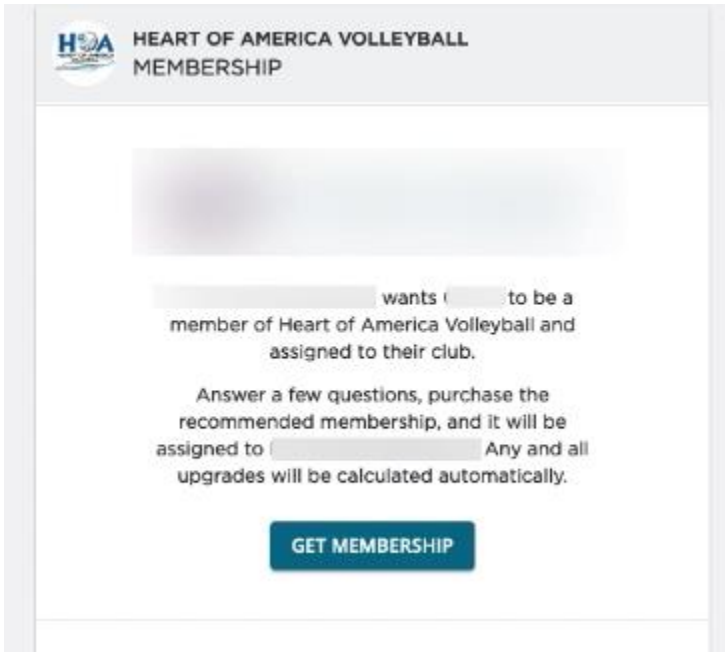
The screenshot shows the Sports Engine sign-in page. At the top is the "sportseengine" logo. Below the logo is the heading "Welcome" and the instruction "Enter your email address to sign in or create an account".

Below this is a label "Email Address" and a text input field containing the placeholder text "youremail@gmail.com".

Below the input field is a blue button labeled "NEXT".

At the bottom of the page, there are two links: "What's SportsEngine?" and "Need Help? SportsEngine Help Center".

Step 3: Click Get Membership



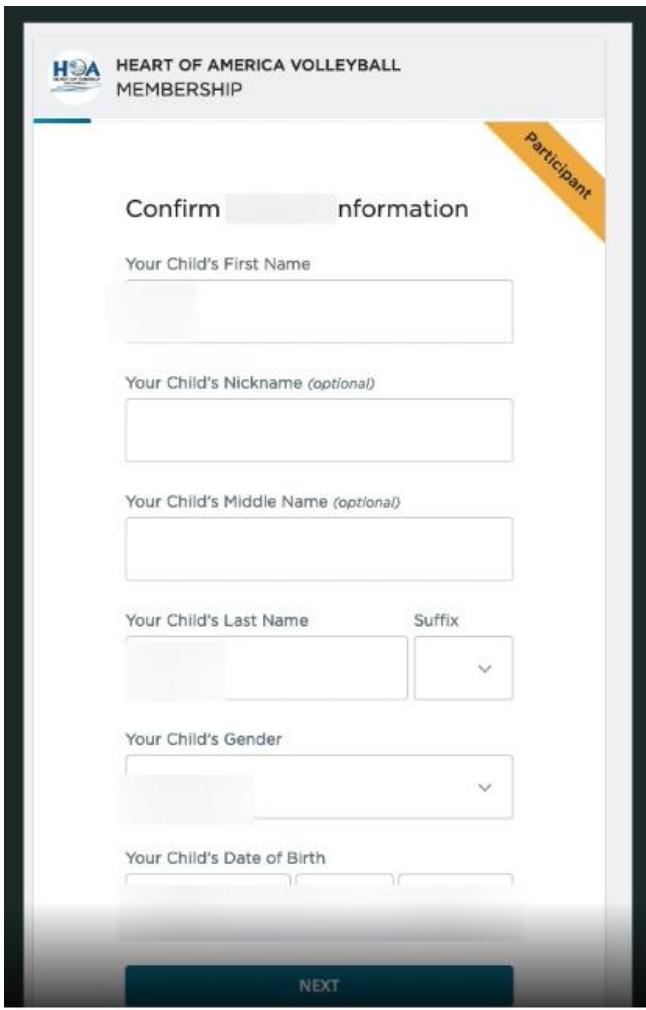
HEART OF AMERICA VOLLEYBALL
MEMBERSHIP

[Redacted] wants [Redacted] to be a member of Heart of America Volleyball and assigned to their club.

Answer a few questions, purchase the recommended membership, and it will be assigned to [Redacted]. Any and all upgrades will be calculated automatically.

GET MEMBERSHIP

Step 4: Confirm your player's information, then confirm the parent information on the following screen.



HEART OF AMERICA VOLLEYBALL
MEMBERSHIP

Participant

Confirm [Redacted] information

Your Child's First Name

Your Child's Nickname (optional)

Your Child's Middle Name (optional)

Your Child's Last Name Suffix

Your Child's Gender

Your Child's Date of Birth
 / /

NEXT

That's it! If you have any technical difficulties, please contact HOA at 913-233-0445 during normal business hours. The issue is typically solved with one phone call.